



YOUR LOCAL SOURCE! - Headquartered in Delaware!
223 Lisa Drive New Castle, DE 19720

State of Delaware

Contract Office Furniture and Flooring Catalog

Furniture Contract

GSS21479-FURNITURE

Flooring Contract

GSS22108-FLOORING

Furniture & Services Contact

Shawn Bell

Workplace Consultant

sbell@corporate-interiors.com

302-345-0058



Flooring Contact

Julie Whitaker

Workplace Consultant

jwhitaker@corporate-interiors.com

302.561.8855



corporate
interiors



A New Perspective for the Workplace

This catalog contains a selection of the most popular office furniture and flooring products from these 30+ manufacturers available on our State of Delaware contract:

9-5 Seating, Allseating, Biofit, Blockhouse, Bluedot, Carolina (OFS Brands), Claridge, COE, Egan, EKO, Enwork, ERG, ESI Ergonomics, Fire King, Global Furniture Group, Hale, Jonti Craft, KFI Seating, Krug, Landscape Forms, Moduform, National Public Seating, Nienkamper, Offices To Go, OFS, Peter Pepper, Safco, Savoy, Sit On It, Smith System, Spacesaver, Steelcase, Special T, Surfaceworks, Takeform, Tenjam, Tennsco, Terrain, VIA Seating, Workrite, Stance

Some products may not be featured here, however the contract applies to the comprehensive line of products from these manufacturers

CONTENTS

FURNITURE

TASK SEATING	6
COLLABORATIVE SEATING	8
GUEST SEATING.....	9
NESTING SEATS.....	10
STACKING SEATS.....	10
STACKING SEATS.....	11
LOUNGE SEATING	11
HEIGHT-ADJUSTABLE DESKS	12
LOUNGE SEATING	12
STORAGE.....	13
SCREENS	14
CONFERENCE TABLES	15
OCCASIONAL TABLES.....	16
WHITEBOARDS.....	18
EDUCATION PRODUCT SOLUTIONS	20
HIGH-DENSITY STORAGE.....	24
CUSTOM FABRICATION & MILLWORK	25
DESK SYSTEMS	26
PANEL SYSTEMS	29
FURNITURE SERVICES	31

FLOORING

MODULAR + BROADLOOM CARPET TILE	34
ENTRYWAY + WALK-OFF	39
VINYL TILE + PLANK	40
VINYL + RUBBER + BASE.....	42
FLOORING SERVICES	43

FURNITURE PRODUCT SOLUTIONS

SEATING



DESKS



STORAGE



SCREENS

TABLES



MONITOR ARMS



WHITE BOARDS



POWER

TASK SEATING



Karman

STEELCASE



Series 1

STEELCASE



Gesture

STEELCASE



Series 2

STEELCASE



Amia

STEELCASE



Leap

STEELCASE



Amia Air

STEELCASE



Think

STEELCASE

TASK SEATING



Vion

GLOBAL FURNITURE GROUP



Sora

GLOBAL FURNITURE GROUP



Factor

GLOBAL FURNITURE GROUP



Roma

GLOBAL FURNITURE GROUP



Spritz

GLOBAL FURNITURE GROUP



Granada

GLOBAL FURNITURE GROUP



Loover

GLOBAL FURNITURE GROUP



TruForm

GLOBAL FURNITURE GROUP

COLLABORATIVE SEATING



Buoy



Kart

STEELCASE



Cobi

STEELCASE



Node

STEELCASE



SILQ

STEELCASE



Shortcut

STEELCASE



QiVi

STEELCASE



Luray

STEELCASE

GLOBAL FURNITURE GROUP

COLLABORATIVE SEATING



Accord

Solar

GLOBAL FURNITURE GROUP

GLOBAL FURNITURE GROUP

GUEST SEATING



Cachet

Collaboration

STEELCASE

STEELCASE



Move

Player

STEELCASE

STEELCASE



Reply

Sawyer

STEELCASE

STEELCASE

GUEST SEATING



Scoop

Comet



STEELCASE

GLOBAL FURNITURE GROUP



Sidero

Vion Guest



GLOBAL FURNITURE GROUP

GLOBAL FURNITURE GROUP

NESTING SEATS



Roma

Spritz



GLOBAL FURNITURE GROUP

GLOBAL FURNITURE GROUP

STACKING SEATS



Max Stacker III

Rebound



STEELCASE

GLOBAL FURNITURE GROUP

STACKING SEATS



Duet

GLOBAL FURNITURE GROUP



Popcorn

GLOBAL FURNITURE GROUP



Sonic

GLOBAL FURNITURE GROUP

LOUNGE SEATING



Alight

STEELCASE



Bivi Rumble Seat

STEELCASE



Campfire

STEELCASE



Jenny

STEELCASE

LOUNGE SEATING



Citi

Sirena



GLOBAL FURNITURE GROUP

GLOBAL FURNITURE GROUP



Wind

Drift



GLOBAL FURNITURE GROUP

GLOBAL FURNITURE GROUP

HEIGHT-ADJUSTABLE DESKS



Airtouch

Bivi



STEELCASE

STEELCASE



Ology

Migration SE



STEELCASE

STEELCASE

STORAGE




Bivi Depot



Bivi Trunk

STEELCASE

STEELCASE



Campfire Mobile Cabinet



Tour Pile File

STEELCASE

STEELCASE



Elective Elements



Payback

STEELCASE

STEELCASE



TS Series



Universal Storage

STEELCASE

STEELCASE

SCREENS



Bivi Freestanding Screen



Desktop Separation Screen

STEELCASE



Campfire Screen

STEELCASE



Tour File Screen

STEELCASE



Pivot Screen

STEELCASE



SOTO Functional Screen

STEELCASE



Sarto

STEELCASE



Universal

STEELCASE

STEELCASE

CONFERENCE TABLES



Ocular



Campfire Big Table

STEELCASE

STEELCASE



Bivi Team



Convene

STEELCASE

STEELCASE




Groupwork



Simple

STEELCASE

STEELCASE



Payback



Verb

STEELCASE

STEELCASE

OCCASIONAL TABLES



Alight

STEELCASE



Campfire Paper

STEELCASE



Bassline

STEELCASE



Campfire Personal

STEELCASE



Campfire Skate

STEELCASE



Jenny

STEELCASE



Campfire Slim

STEELCASE



Simple

STEELCASE

MONITOR ARMS



CF Series Intro + Evolution

STEELCASE



CF Series Modular Dual Arm

STEELCASE



Eyesite

STEELCASE



Conform Articulating

STEELCASE



FYI

STEELCASE



Conform Heavy

WORKRITE



Conform ST

WORKRITE



Jibe



WORKRITE

WHITEBOARDS



110 Series



Edge Series

STEELCASE




Flex Board

STEELCASE



Groupwork

STEELCASE



Flow

STEELCASE



Motif

STEELCASE



Sans + Serif

STEELCASE



Verb

STEELCASE

STEELCASE

POWER SUPPLY



Powerstrip Plus

STEELCASE



Thread

STEELCASE



Flex Mobile Power

STEELCASE



Flex Power Hanger

STEELCASE

EDUCATION PRODUCT SOLUTIONS

SEATING



DESKS & TABLES



STORAGE



ACCESSORIES

SEATING



Flavors



Flowform

SMITH SYSTEM

SMITH SYSTEM



Groove



Isle

SMITH SYSTEM

SMITH SYSTEM



Oodle

Numbers



SMITH SYSTEM

SMITH SYSTEM



Potential

SMITH SYSTEM

DESKS & TABLES



Café Meeting Tables

SMITH SYSTEM



Elemental

SMITH SYSTEM



Flowform

SMITH SYSTEM



Foresight

SMITH SYSTEM



Numbers

SMITH SYSTEM



Planner

SMITH SYSTEM



Interchange

SMITH SYSTEM



Silhouette

SMITH SYSTEM

STORAGE



Cascade

SMITH SYSTEM



Constellate

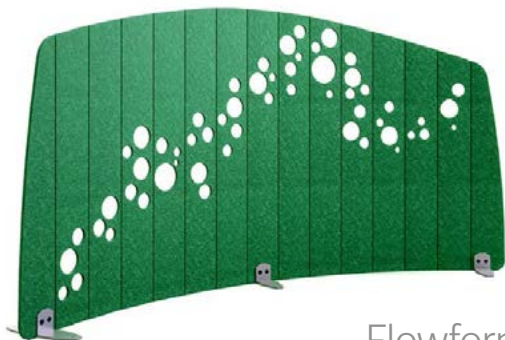
SMITH SYSTEM



Library Booktruck

SMITH SYSTEM

ACCESSORIES



Flowform Screens

SMITH SYSTEM



Flowform Trees

SMITH SYSTEM



Flowform Play


SMITH SYSTEM

HIGH-DENSITY STORAGE



SPACESAVER + FIREKING

Innovative storage solutions designed to optimize space utilization across various industries, including libraries, museums, public safety, and clerical sectors. High-density mobile shelving systems, specialized lockers, museum cabinets, and weapons storage, all engineered to streamline workflows and integrate seamlessly into diverse operational environments.



CUSTOM FABRICATION & MILLWORK



CORPORATE INTERIORS TERRAIN

In the process of building your Terrain products, we utilize materials that are environmentally friendly. Our selection of laminates are GREENGUARD Indoor Air Quality certified and GREENGUARD for Children and Schools certified. Our fiberboard is made with 100% recycled and recovered wood fiber from sawdust and wood shavings. Our edges are available in ABS plastic, which is 100% recyclable and made from a chlorine free material. Our water-based adhesives, certified according to GREENGUARD standards for low emittance VOC products, reduce indoor air irritants and are non-flammable.



Flip & Nesting Tables



Lecterns

DESK SYSTEMS



Plateau

CORPORATE INTERIORS TERRAIN

Introducing the Plateau Series, an all-laminate line of casegoods designed to perform. Beauty and balance are provided to any office setting with simple, yet functional details in a transitional style to meet the needs of today's fast paced business environments. Its durable 1 5/8" thick surfaces, vertical grain modesty panels and distinctive fluted edge provide a consistent aesthetic throughout. A wide variety of desking configurations enhance workspace flexibility and provide multiple storage solutions that meet both personal and team needs.



Zira

GLOBAL FURNITURE GROUP

Zira™ introduces walls with floating shelves and storage elements that deliver a custom millwork look to any space without the additional cost. Height adjustable desk integration, new fixed height desk options, frameless glass sliding doors and more are the latest additions to the Zira desking series that will personalize your workspace.

DESK SYSTEMS



Adaptabilities

GLOBAL FURNITURE GROUP

Adaptabilities meets your needs – from reception areas to executive offices. With hundreds of components available in a wide selection of color combinations, Adaptabilities provides the ultimate in flexibility and modularity.

- Create personalized executive offices, reception stations, teaming work spaces, or boardrooms with flexible versatility.
- All surfaces are constructed from Global's exclusive premium grade, high performance laminate and finished in 2mm thick matching edges.
- Dimensionally accurate components allow virtually all components of the same size to be used together.
- All components are standard with full modesty panels, with 3/4 modesty panels also available at no additional charge.



Evolve

GLOBAL FURNITURE GROUP

Evolve is today's product for today's business. Evolve is designed for the way people work today, with the latest technical and design features plus excellent performance. Stackable panels. Plug and play connectivity at the worksurface. Proven wire management. Ergonomic work surfaces. A host of shapes and sizes. Practical and cost-effective storage options. Who says you can't afford what you really want?

PANEL SYSTEMS



Answer

STEELCASE

Answer is a panel system that features an unparalleled range of applications, aesthetics, technology support and ownership adaptability. Answer is designed with built-in flexibility and interconnectivity to meet today's evolving workplace demands. The answer lies in the details. You'll find attention to detail in every Answer solution.

FURNITURE SERVICES



CORPORATE INTERIORS

Our comprehensive services allow us to partner with your organization and support your goals. From space planning and product selection to furniture maintenance agreements, we support your project from start to finish. We offer a wide range of services that allow you to extend the life of your office furniture.

- Space Planning / Product Selection
- Delivery, Installation and Reconfiguration
- Comprehensive Furniture Management
- Warehouse Storage and Asset Management
- Fabric Treatment and Cleaning
- Service Repair and Warranty
- Relocation Management
- Ergonomic and Performance Assessment

FLOORING PRODUCT SOLUTIONS

RUBBER + BASE



FLOOR-BASED POWER



HARDWOOD



INSTALLATION

MODULAR CARPET TILE



RESILIENT (LVT/VCT)



BROADLOOM CARPET



TILE & STONE

MODULAR + BROADLOOM CARPET TILE

SHAWCONTRACT + MANNINGTON + NOVA

Our solutions prioritize performance, design flexibility, and ease of maintenance for workplace interiors. Available in a range of constructions, textures, and backing systems, they offer tailored solutions for various performance and aesthetic demands. Precision engineering ensures dimensional stability, while advanced fiber and backing technologies enhance durability, acoustics, and moisture resistance. Sustainability remains a key focus, with many options incorporating recycled content and low-emission materials. Whether installed in uniform layouts or dynamic patterns, carpet tiles support both functional and creative design objectives in high-traffic environments.



MODULAR

Allure



MODULAR

Basic



MODULAR

Arrange



MODULAR

Bisect




BROADLOOM

Blog




MODULAR

Centric



MODULAR +
BROADLOOM

Circuit



MODULAR

Commons




BROADLOOM

Conte'



MODULAR

Dansbee




MODULAR

Constellation



MODULAR

Diffuse 24x24 Ecologix



MODULAR

Diffuse 24x24 Ecoworx



MODULAR

Diffuse Color 24x24



MODULAR

Disperse 24x24



MODULAR

Diffuse Stratawox



MODULAR

Dispatch



MODULAR

Disperse Color 24x24



BROADLOOM

Erase



MODULAR

Fine Point




MODULAR

Field



MODULAR

Glimmer



MODULAR +
BROADLOOM

Gradient



MODULAR

Intent



MODULAR

Landform



MODULAR



MODULAR

Lineweight



MODULAR

Makerspace



MODULAR

Merge



MODULAR

Optic Hush



MODULAR +
BROADLOOM

Mesh



MODULAR

Momentum IV



MODULAR

Poured



MODULAR

Purpose



MODULAR

Primary



MODULAR

Quad



BROADLOOM

Reminisce



MODULAR

Ridge



MODULAR

Seeds



MODULAR

Shine



MODULAR

Span



MODULAR

Situation



MODULAR

Sketch



BROADLOOM

Stay



MODULAR

Steppe



MODULAR

Stacked



MODULAR

Surround




BROADLOOM

Text



MODULAR

Stipple



MODULAR

Transmit



MODULAR

Transparent

ENTRYWAY + WALK-OFF

SHAWCONTRACT + MANNINGTON


Entryway carpet systems are engineered to enhance durability, moisture management, and debris capture in high-traffic transition areas. Designed for both aesthetic cohesion and functional performance, these products incorporate high-performance fibers and robust backing constructions to withstand heavy foot traffic while maintaining appearance retention. Advanced scraping and absorption properties help minimize tracked-in dirt and moisture, contributing to cleaner interior spaces and reduced maintenance costs. Available in tile and broadloom formats, entryway carpet solutions support varied installation needs while aligning with sustainability goals through recycled content and low-emission materials.




Charge



Path



Interia



Portal



Force



Steppin Out

VINYL TILE + PLANK

SHAWCONTRACT + MANNINGTON + LANDMARK + NOVA

Vinyl tile and plank solutions offer a balance of durability, design flexibility, and ease of maintenance for high-performance interiors. Engineered with advanced wear layers and rigid core technology, they provide dimensional stability, scratch resistance, and moisture tolerance in demanding environments. A diverse range of textures and finishes replicates natural materials with precision, while innovative installation systems—such as click-lock and loose lay—streamline application and replacement. Many options integrate sustainability-driven features, including recycled content and low-emission certifications, supporting both aesthetic and environmental objectives.



Access Wood



Access Abstract



Access Stone



Bond




Cast



Compound



Joy Squared 12x48



Joy Squared 24x24



Outland



Select Abstract



Select Stone



Passage



Structure



Select Wood



Serenbe



Terrace



Terrain II



Terrace



Walkway

VINYL + RUBBER + BASE



JOHNSONITE (TARKETT)

Our resilient rubber and vinyl flooring solutions include tiles, stair treads, and wall bases designed for both commercial and residential use. Rubber and vinyl tiles offer aesthetic appeal, comfort, and acoustic benefits, with a wide range of colors and patterns for versatile design. Wall bases provide durable, fade-resistant options in various heights and profiles, seamlessly integrating with different flooring types. Stair treads, available in multiple profiles, enhance safety and durability in stairwell applications.



Tile



Base



Tread

FLOORING SERVICES



CORPORATE INTERIORS FLOORING

Corporate Interiors offers a comprehensive selection of flooring products and services at pre-approved State of Delaware discounted prices. Corporate Interiors will partner with your organization to revitalize your workspace from the ground up!

- ▶ Initial Budget Consultation
- ▶ Product Specification Assistance
- ▶ Project Management
- ▶ Workstation Lift Installations
- ▶ Attic Stock Replenishment
- ▶ Installation Supervision
- ▶ Post Installation Inspection
- ▶ Networked Project Management
- ▶ Leasing Arrangements
- ▶ Maintenance Service Programs

Your Local Source!


223 Lisa Drive New Castle, DE 19720

Furniture Contract

GSS21479-FURNITURE

Flooring Contract

GSS22108-FLOORING



Furniture & Services Contact

Shawn Bell

Workplace Consultant

sbell@corporate-interiors.com

302-345-0058



Flooring Contact

Julie Whitaker

Workplace Consultant

jwhitaker@corporate-interiors.com

302.561.8855

corporate
interiors